



Module: m/01/014

'Downloading terminal firmware from the Web...'

1. Visit www.timeware.org and click on the download link:



2. Next , select the correct terminal type and click Download Firmware.

v10 Attendance PCB

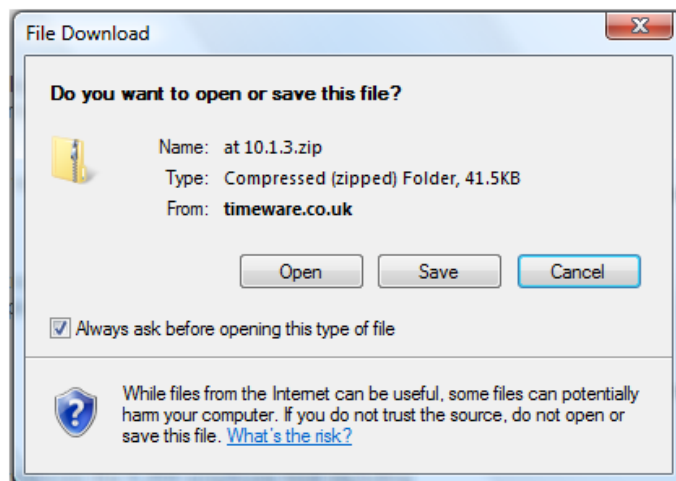


This version introduces the 5,250 employee limit including upto 1,400 employees with primary and secondary fingerprints.

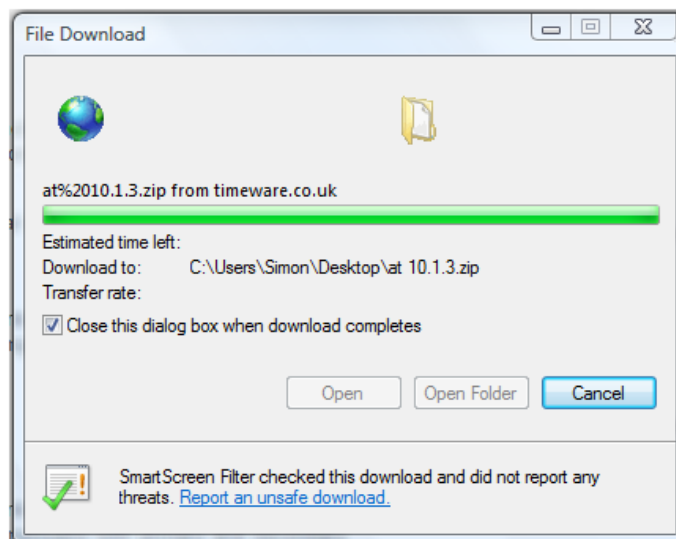


Download Firmware
version 10.1.3
released 1st November 2010

3. Select Save and ensure the file downloads to the desktop.



4. The download will only take a few seconds.

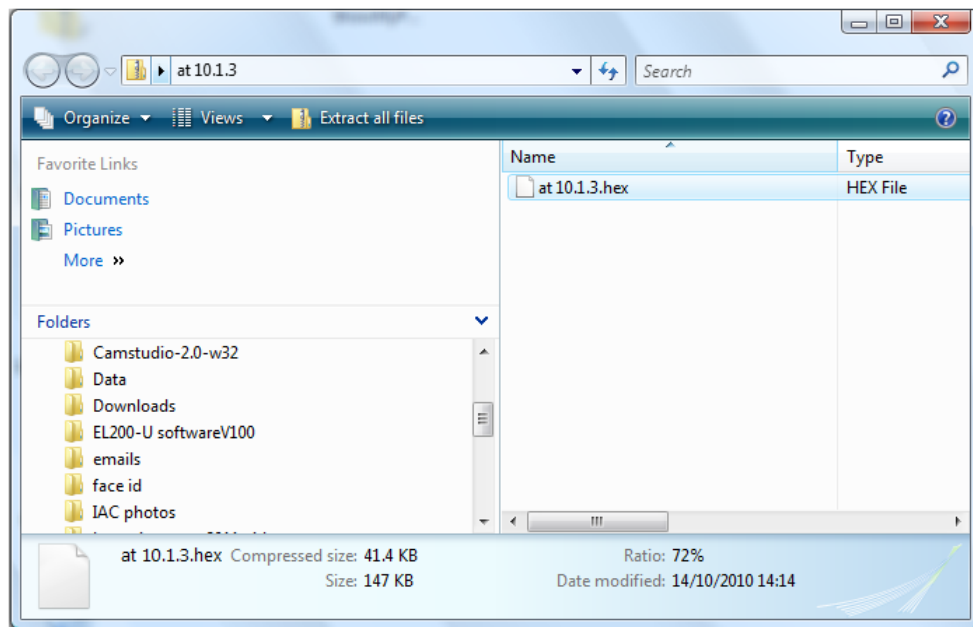


5. Next, <double-click> on the new desktop icon.





6. Drag the .hex file onto the desktop.



7. You have successfully downloaded the latest firmware to your desktop.





Notes